

## 500V 18A N-Channel Enhancement Mode Power MOSFET

### Description

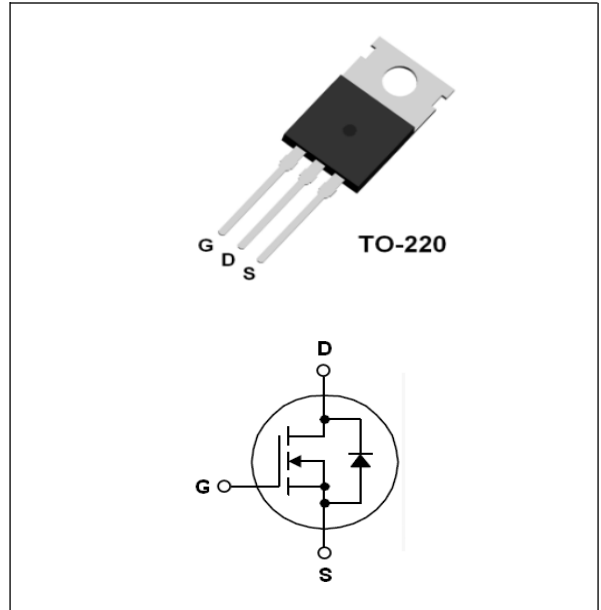
The AKQP18N50 is an N-Channel enhancement mode power MOSFET, it has low static on-resistance and high avalanche energy strength. This device provide excellent switching performance for UPS,DC-DC converters and AC-DC power supply.

### Features

- Low on-Resistance:  $R_{DS(on)}=0.24\Omega(\text{typ.})$
- Special Process Technology for high ESD Capability
- 100% Avalanche Test
- Good Stability and Uniformity with High  $E_{AS}$

### Applications

- UPS Applications
- DC-DC Converters and AC-DC Power Supply



### Absolute Maximum Ratings @ $T_C=25^\circ\text{C}$ unless otherwise noted

Symbol	Parameter	Ratings	Unit
$V_{DSS}$	Drain to Source Voltage	500	V
$V_{GSS}$	Gate to Source Voltage	$\pm 30$	V
$I_D$	Drain Current	$T_C=25^\circ\text{C}$	18
		$T_C=100^\circ\text{C}$	10.8
$I_{DM}$	Pulsed Drain Current (Note1)	72	A
$P_D$	Maximum Power Dissipation	$T_C=25^\circ\text{C}$	150
	Derate above $25^\circ\text{C}$		1.20
$E_{AS}$	Single Pulsed Avalanche Energy (Note 2)	1298	mJ
$T_J$	Operating Junction Temperature Range	-55~+150	$^\circ\text{C}$
$T_{STG}$	Storage Temperature Range	-55~+150	$^\circ\text{C}$

### Thermal Characteristics

Symbol	Parameter	Ratings	Unit
$R_{th(J-C)}$	Thermal Resistance, Junction to case	0.83	$^\circ\text{C/W}$
$R_{th(J-A)}$	Thermal Resistance, Junction to Ambient	60	$^\circ\text{C/W}$

## Electrical Characteristics @ $T_C=25\text{ }^\circ\text{C}$ unless otherwise noted

Symbol	Parameter	Conditions	Min.	Typ.	Max.	Unit
$BV_{DSS}$	Drain to Source Breakdown Voltage	$V_{GS}=0V, I_D=250\mu A$	500	-	-	V
$V_{GS(th)}$	Gate Threshold Voltage	$V_{DS}=V_{GS}, I_D=250\mu A$	3.0	3.8	4.8	V
$R_{DS(on)}$	Static Drain-Source On-Resistance	$V_{GS}=10V, I_D=9A$	-	0.24	0.26	$\Omega$
$I_{DSS}$	Zero Gate Voltage Drain Current	$V_{DS}=V_{DSS}, V_{GS}=0V$	-	-	1	$\mu A$
$I_{GSS}$	Gate to Source Leakage Current	$V_{GS}=V_{GSS}, V_{DS}=0V$	-	-	$\pm 100$	nA

## D-S Diode Characteristics and Maximum Rating @ $T_C=25\text{ }^\circ\text{C}$ unless otherwise noted

Symbol	Parameter	Conditions	Min.	Typ.	Max.	Unit
$I_S$	Maximum Drain to Source Diode Forward Current		-	-	18	A
$V_{SD}$	Drain-Source Diode Forward Voltage	$V_{GS}=0V, I_S=18A$	-	0.90	1.25	V
$T_{rr}$	Reverse Recovery Time	$V_{GS}=0V, I_S=18A,$	-	0.55	-	us
$Q_{rr}$	Reverse Recovery Charge	$di/dt=-100A/us$	-	5.5	-	$\mu C$

## Switching Characteristics @ $T_C=25\text{ }^\circ\text{C}$ unless otherwise noted

Symbol	Parameter	Conditions	Min.	Typ.	Max.	Unit
$t_{d(on)}$	Turn-on Delay Time	$I_D=18A,$ $V_{DD}=250V,$ $R_G=25\Omega$ (Note 3)	-	70	-	ns
$t_r$	Turn-on Rise Time		-	190	-	ns
$t_{d(off)}$	Turn-off Delay Time		-	100	-	ns
$t_f$	Turn-off Fall Time		-	100	-	ns
$C_{iss}$	Input Capacitance	$V_{GS}=0V, V_{DS}=25V,$ $f=1.0MHz$	-	2500	-	pF
$C_{oss}$	Output Capacitance		-	400	-	pF
$C_{rss}$	Reverse Transfer Capacitance		-	40	-	pF
$Q_g$	Total Gate Charge	$I_D=18A,$ $V_{DS}=400V$ $V_{GS}=10V$ (Note 3)	-	46	-	nC
$Q_{gs}$	Gate to Emitter Charge		-	14	-	nC
$Q_{gd}$	Gate to Collector Charge		-	22	-	nC

### Note:

1. Repetitive rating: pulse-width limited by maximum junction temperature
2.  $L=8.0mH, I_{AS}=18A, V_{DD}=50V, V_G=10V, @T_C=25^\circ C$
3. Essentially independent of operating temperature typical characteristics

**Typical Performance Characteristics**

Fig. 1. Typical on-Resistance Characteristics

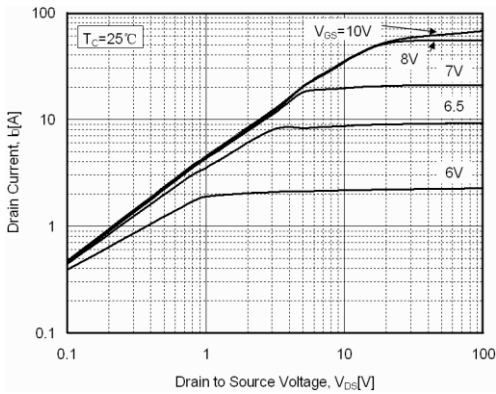


Fig. 2. Typical Transfer Characteristics

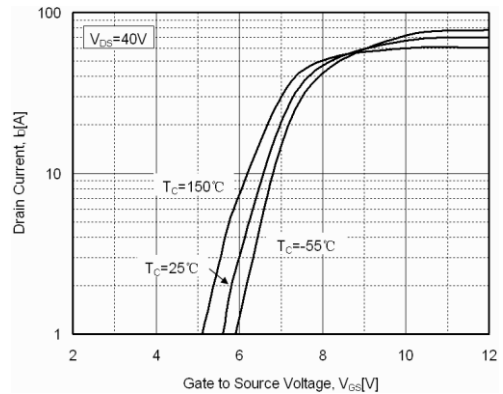


Fig. 3. Static on-Resistance vs.  $I_D$

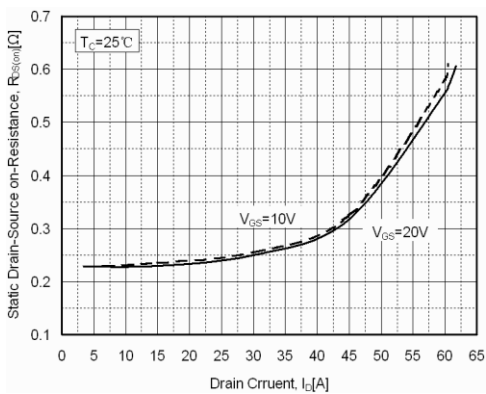


Fig. 4. Body Diode Forward Voltage vs.  $I_{DR}$

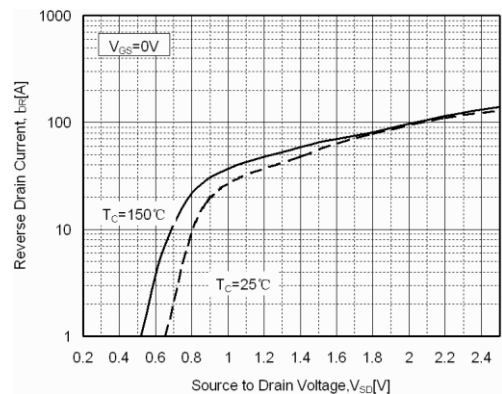


Fig. 5. Capacitance Characteristics

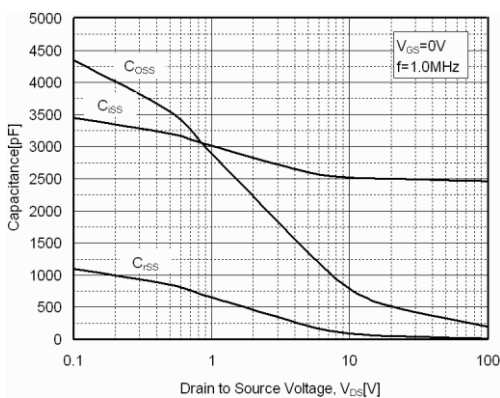
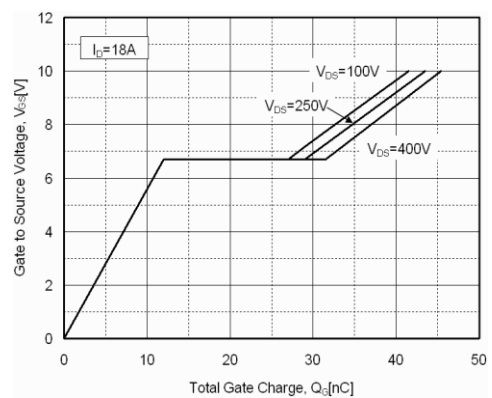


Fig. 6. Gate Charge Characteristics



**Typical Performance Characteristics**

Fig. 7. Breakdown Voltage vs. Temperature

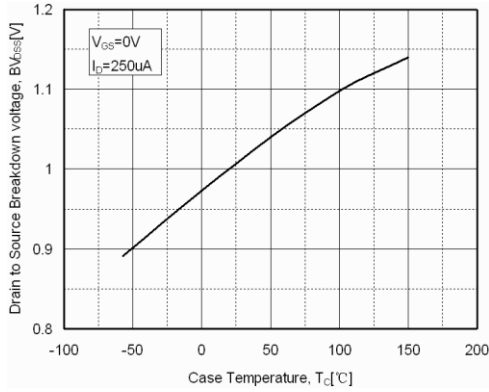


Fig. 8. Static on-Resistance vs. Temperature

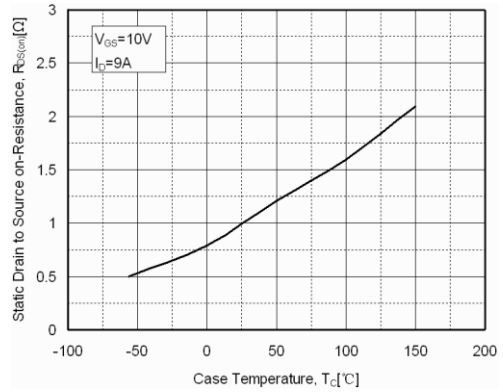


Fig. 9. Maximum Safe Operating Area

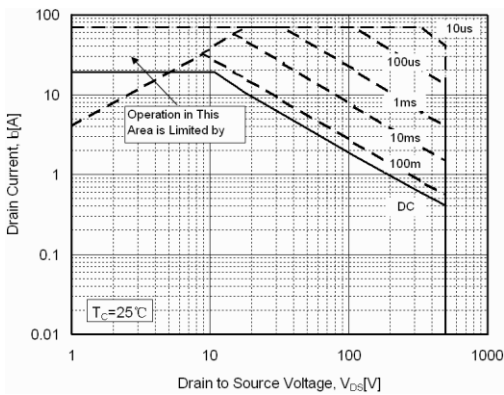


Fig. 10. Maximum Drain Current vs. Temperature

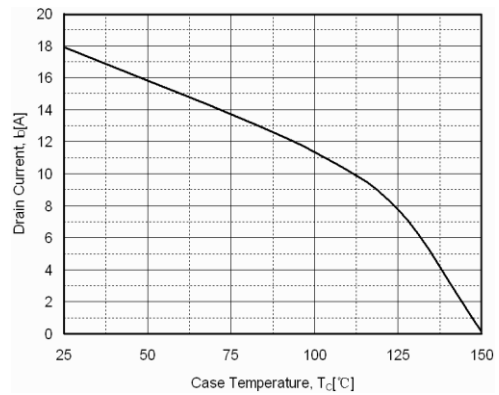
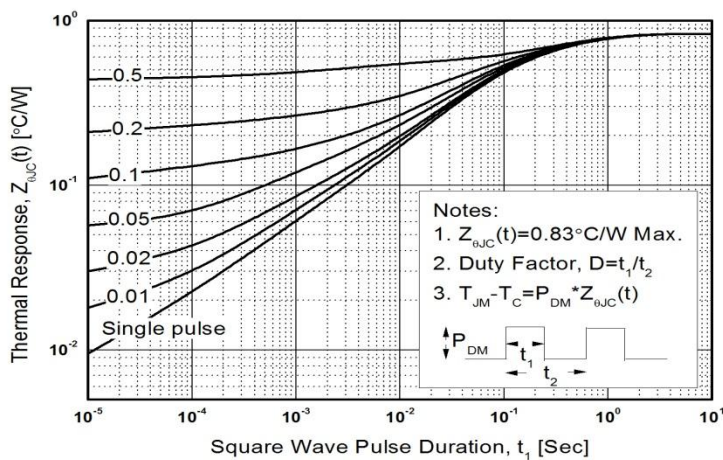


Fig. 11. Transient Thermal Response Curve



**Package Dimensions**

**TO-220**

(Dimensions in Millimeters)

